

PROCON8
MANAGEMENT LIMITED

WEBSITE



Email: info@procon8.com

Web: www.procon8.com

PRODUCT PAGE



PROCON8
MANAGEMENT LIMITED



**DELIVERABLE BASED
REPORTING (DBR)**

PROGRESS & PERFORMANCE SOFTWARE

DELIVERABLE BASED PLANNING

- Projects require significant deliverables to be produced
- They may be contractual or internal requirements
- Purchase orders, sub contract formation logs, drawings, specifications, reports, procedures, test results etc.
- Volume and complexity make it difficult to determine meaningful interdependencies
- Critical Path Methodology (CPM) is not effective for managing progress / performance of these deliverables
- Usually tracked at a detailed level in spreadsheets

DBR METHODOLOGY

- Measurement of deliverable progress/performance
- Based on principles of Earned Value Methodology (EVM)
- Schedule Performance Index - (SPI)
- Cost Performance Index - (CPI)
- Structured database promotes discipline / structure / rigor
- Performance measurement feedback tool for projects
- Clear and objective and removes subjectivity
- Historical patterns/trends are good indicators of the future
- Integrate the management of scope, time and cost

THE SOFTWARE ANSWERS THE FOLLOWING QUESTIONS:

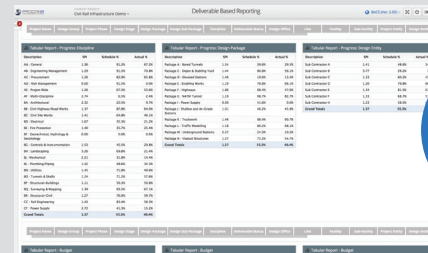
- Is the project ahead or behind schedule?
- How efficiently is the project using time?
- When is the project likely to be completed?
- Is the project currently over or under budget?
- How efficiently are resources being used?
- What is the likely cost of the remaining work?
- By how much will the project be over or under budget?
- Where are problems occurring (pinpointing)?



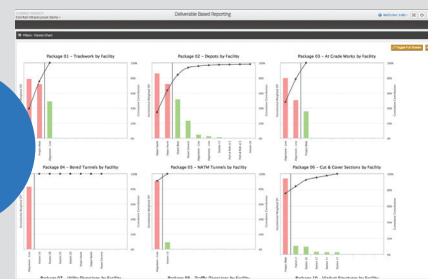
DASHBOARD



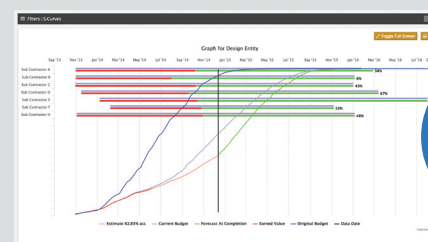
METRICS



TABULAR REPORT



PARETO CHART



S-CURVES

DBR BENEFITS

- Applicable across all industries, sectors and projects
- Significantly reduces the amount of subjectivity
- Promotes structure and discipline
- Information is web based
- Powerful reports (standard formats - universal indicators)
- Setup and management of system is straightforward
- Facilitates effective resource planning
- Trends are visible within a couple of reporting periods
- Allows project managers to "target" specific problem areas
- Easy to install, configure and customize

DBR FEATURES

- Interactive dashboard based on user preferences
- S-Curves, Pareto Charts, Bulls Eye and Trend Charts
- Tabular reports
- RAMP or STEP method
- Rules of credit and unlimited chains
- Integrated calendar for meetings, events, risks and actions
- User access restrictions
- Comprehensive and "Intelligent" Help Menu
- Change Control functionality
- Integrated Actions and Risk Register
- Client customization
- Bug logging / feature requests
- Data integrity checking
- Wizards for up/downloading unlimited records
- Budget reconciliation comparing current to original
- Resource planning module